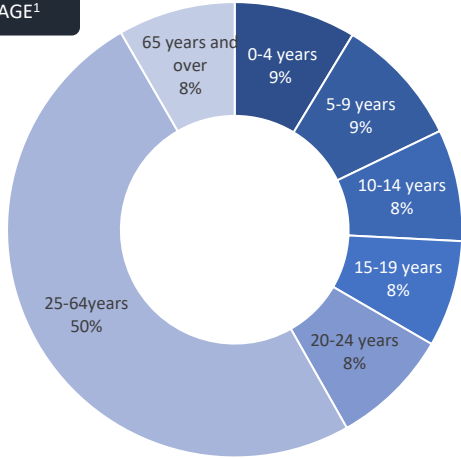


DEMOGRAPHIC

Manurewa



AGE¹

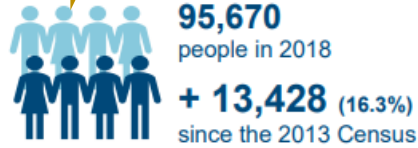


At the 2018 Census 25.8% of Manurewa Local Board's population was under 15, compared to 20.0% of Auckland. 8.3% were 65 or older, compared to 12.0% of Auckland.

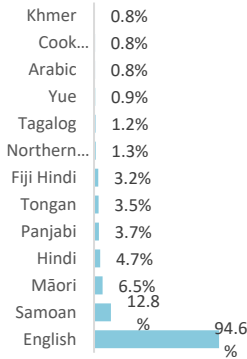
Manurewa had a moderately high growth in Pacific population. Since the 2013 Census this ethnic group has increased by 9,687 people, or 38.7%. Pacific people are now the largest ethnic group in Manurewa.

CURRENT POPULATION¹

At the 2018 Census there were 95,670 usual residents in Manurewa, an increase of 13,428 people since the 2013 Census.

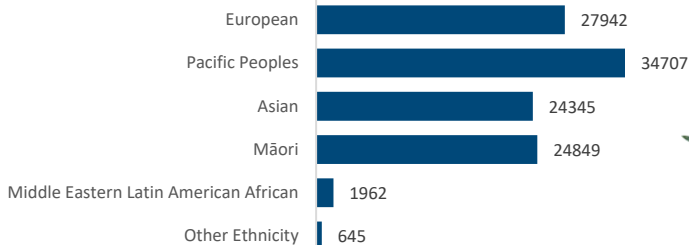


TOP 12 LANGUAGES SPOKEN¹



5.4% of Manurewa residents cannot speak English.

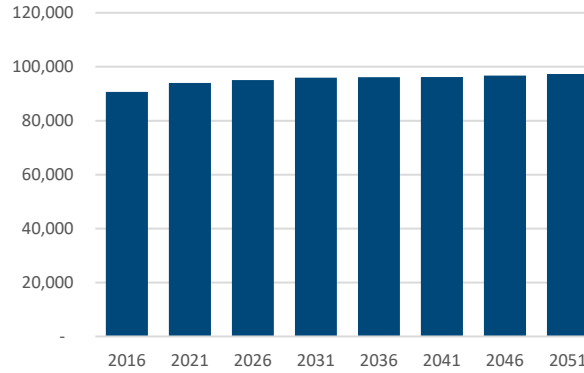
ETHNICITY¹



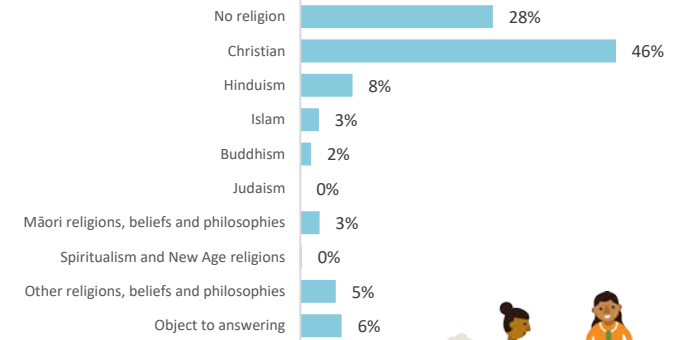
27.3% identified as Māori descent

FUTURE POPULATION²

Land-use scenario i11v5, effective as of January 2020, is the Council-wide input data for growth over the next 30-year period from 2021-2051. Please refer to the 10-year Budget 2021-2031 for more information on growth assumptions.

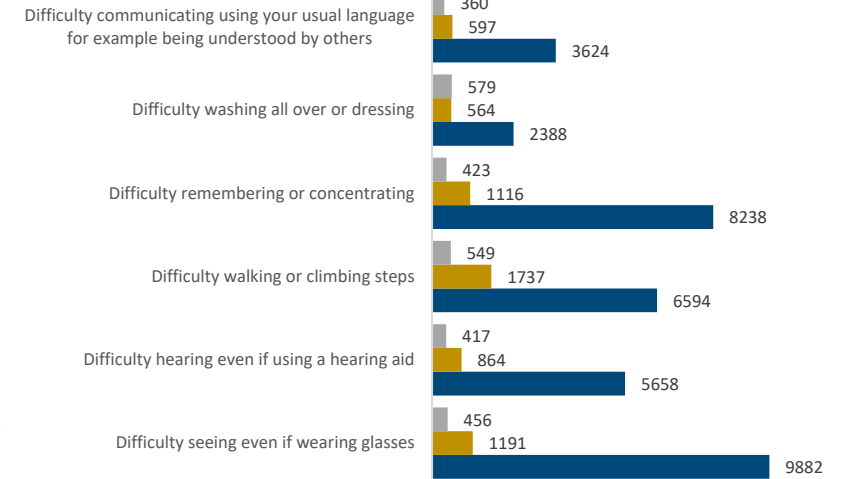


RELIGION¹



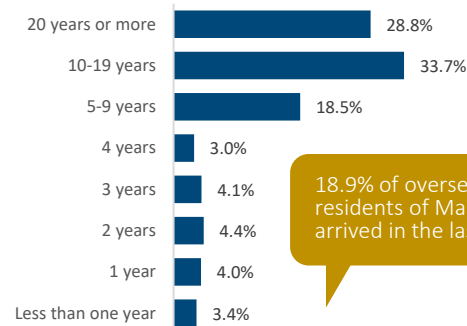
DISABILITY¹

Disability status is derived from six activity questions:



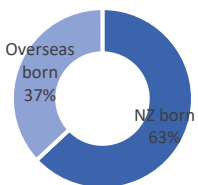
■ Cannot do at all ■ A lot of difficulty ■ Some difficulty

YEARS SINCE ARRIVAL IN NEW ZEALAND¹



18.9% of overseas-born residents of Manurewa arrived in the last 4 years.

BIRTHPLACE¹



Data source

¹ Stats NZ Census 2018

² Auckland Forecasting Centre 2019

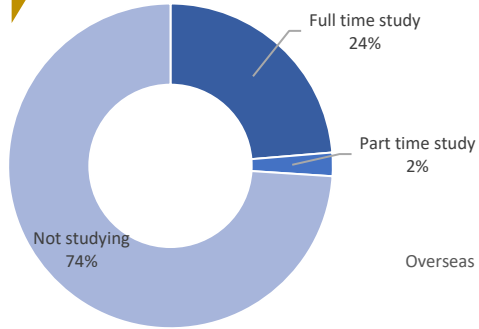
PROSPERITY

Manurewa

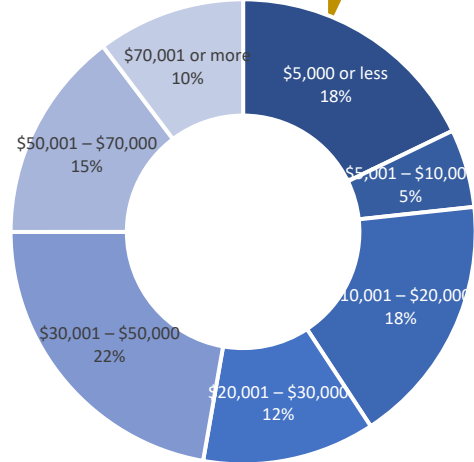


STUDY PARTICIPATION FOR RESIDENTS 5 YEARS AND OVER¹

18.5% of Manurewa youth (aged 15-24) are not in education, employment or training (NEET).

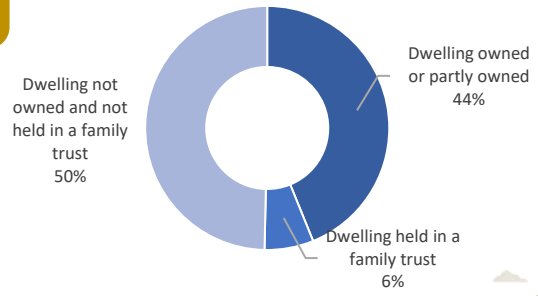


PERSONAL INCOME¹

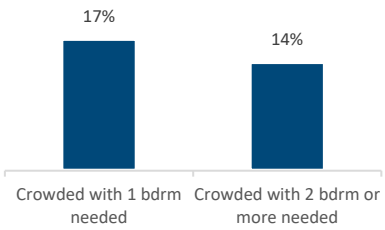


In 2018, 63% of residents in Manurewa (over 15 years of age) earned less than \$30k per year.

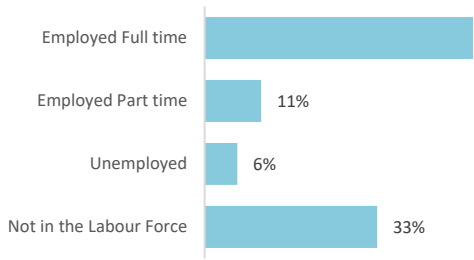
HOME OWNERSHIP¹



OVERCROWDED HOUSEHOLDS²

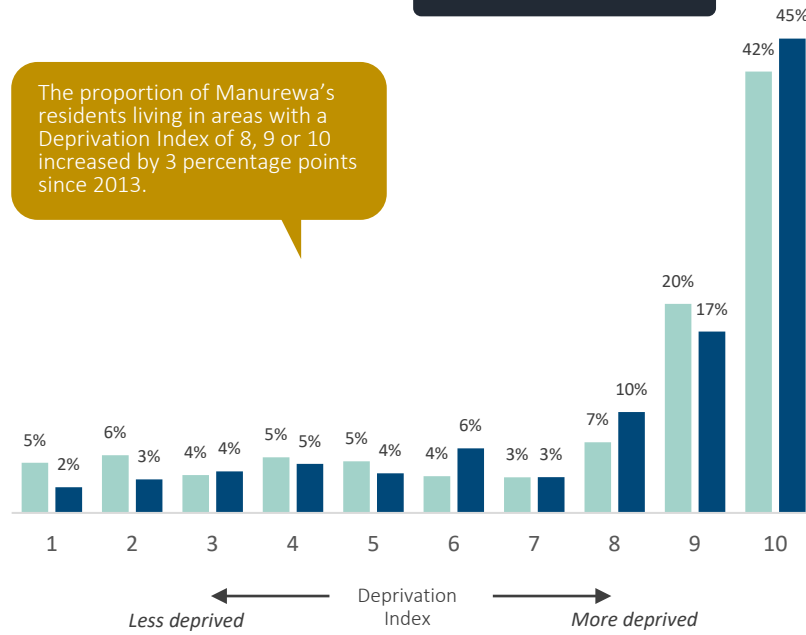


EMPLOYMENT¹



DEPRIVATION INDEX¹

The proportion of Manurewa's residents living in areas with a Deprivation Index of 8, 9 or 10 increased by 3 percentage points since 2013.



HIGHEST QUALIFICATIONS¹



Data source
¹ Stats NZ Census 2018
² Stats NZ Household Labour Force Survey 2019