

DEMOGRAPHIC

Papakura



CURRENT POPULATION¹

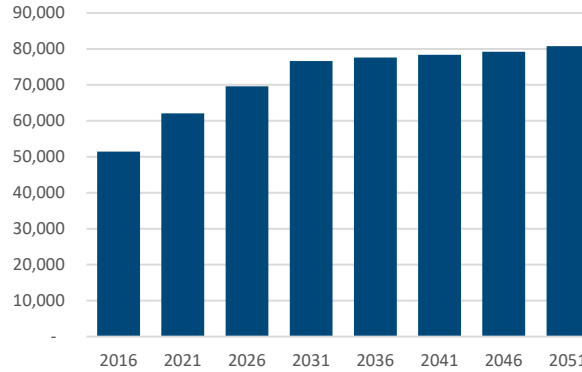
At the 2018 Census there were 57,636 usual residents in Papakura, an increase of 12,000 people since the 2013 Census.

57,636 people in 2018
+ 12,000 (26.3%) since the 2013 Census

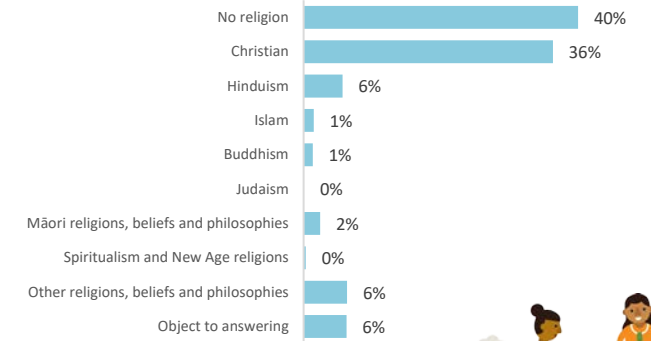


FUTURE POPULATION²

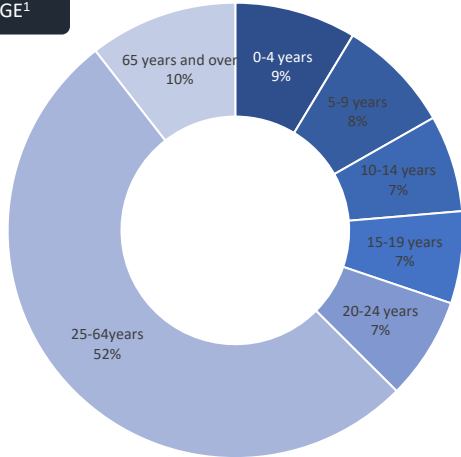
Land-use scenario i11v5, effective as of January 2020, is the Council-wide input data for growth over the next 30-year period from 2021-2051. Please refer to the 10-year Budget 2021-2031 for more information on growth assumptions.



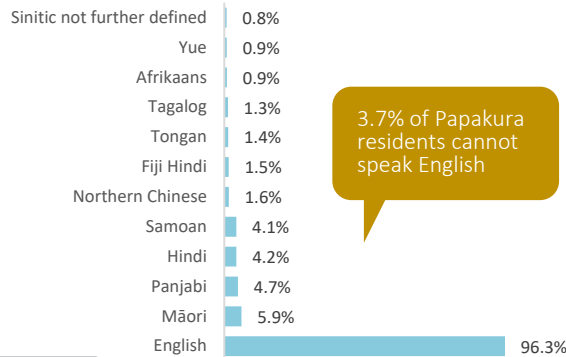
RELIGION¹



AGE¹



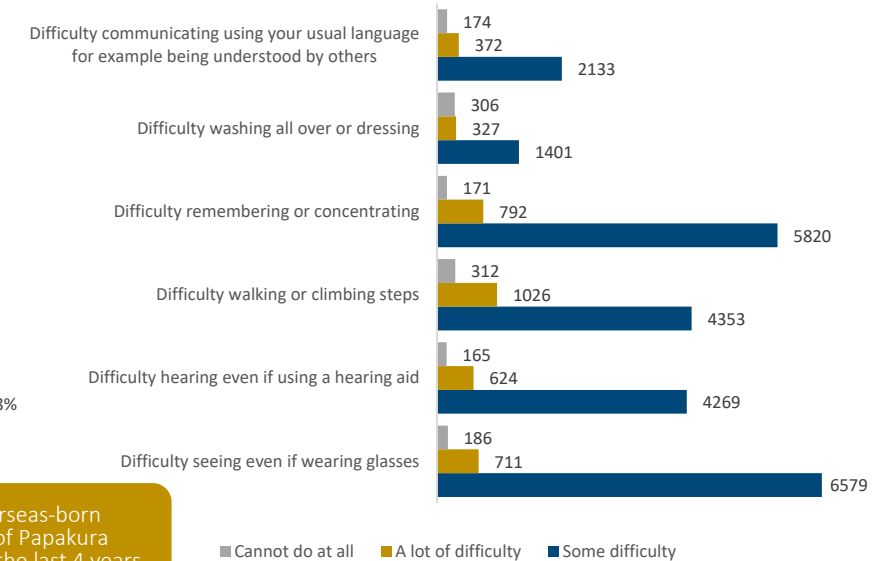
TOP 12 LANGUAGES SPOKEN¹



3.7% of Papakura residents cannot speak English

DISABILITY¹

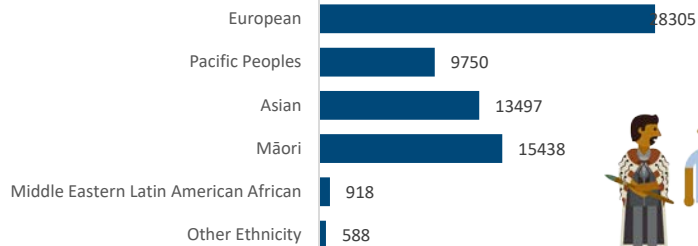
Disability status is derived from six activity questions:



At the 2018 Census 23.6% of Papakura Local Board's population was under 15, compared to 20.0% of Auckland. 10.5% were 65 or older, compared to 12.0% of Auckland.

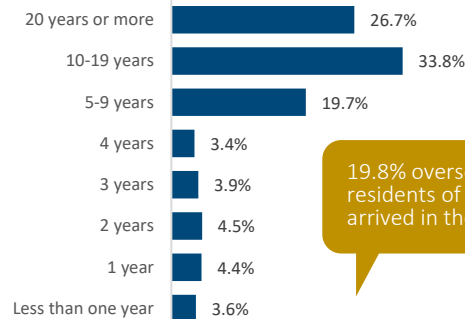
Papakura had a very high growth in Asian population. Since the 2013 Census this ethnic group has increased by 8,049 people, or 147.7%. Asian people are now the third largest ethnic group in Papakura.

ETHNICITY¹



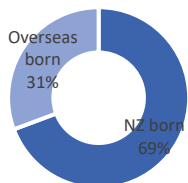
28.6% identified as Māori descent

YEARS SINCE ARRIVAL IN NEW ZEALAND¹



19.8% overseas-born residents of Papakura arrived in the last 4 years

BIRTHPLACE¹



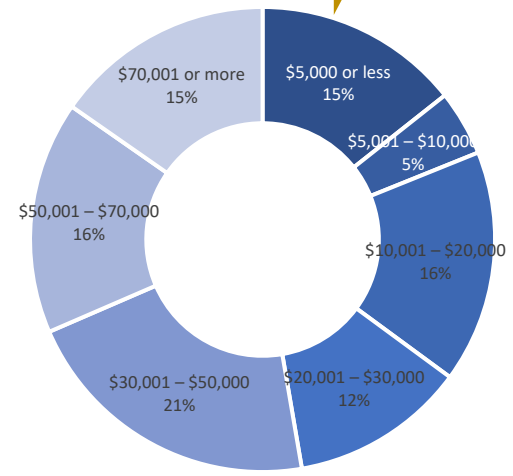
Data source
¹ Stats NZ Census 2018
² Auckland Forecasting Centre 2019

PROSPERITY

Papakura

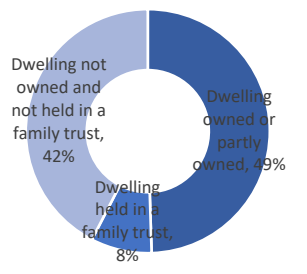


PERSONAL INCOME¹

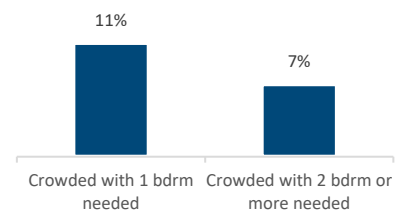


In 2018, 56% of residents in Papakura (over 15 years of age) earned less than \$30k per year.

HOME OWNERSHIP

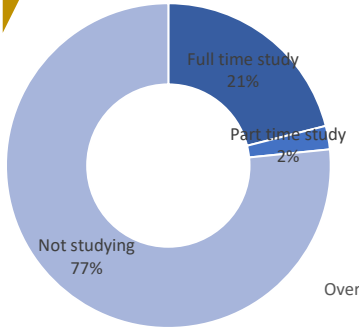


OVERCROWDED HOUSEHOLDS¹

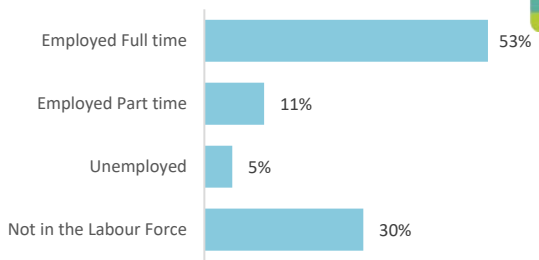


STUDY PARTICIPATION FOR RESIDENTS 5 YEARS AND OVER¹

22.7% of Papakura youth (aged 15 – 25) are not in education, employment or training (NEET)

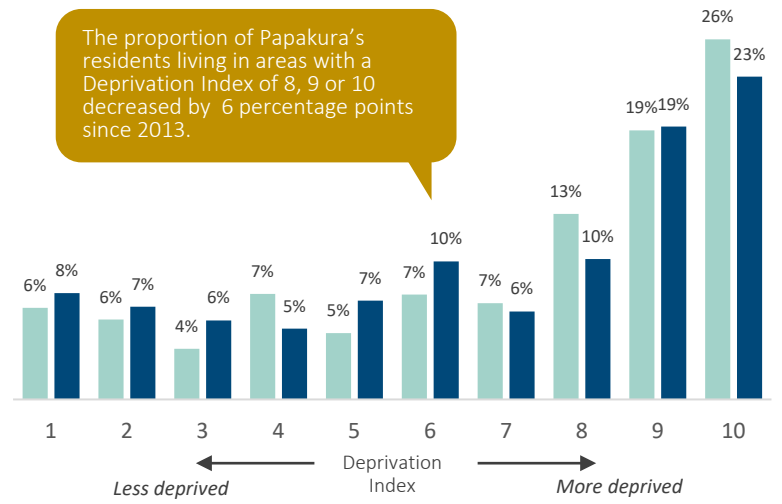


EMPLOYMENT¹




DEPRIVATION INDEX¹

The proportion of Papakura's residents living in areas with a Deprivation Index of 8, 9 or 10 decreased by 6 percentage points since 2013.



HIGHEST QUALIFICATIONS¹



Data source
¹ Stats NZ Census 2018
² Stats NZ Household Labour Force Survey 2019