

DEMOGRAPHIC

Upper Harbour



CURRENT POPULATION¹

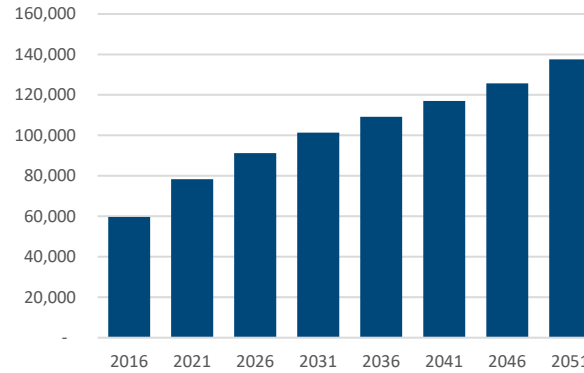
At the 2018 Census there were 62,841 usual residents in Upper Harbour, an increase of 9,171 people since the 2013 Census.

62,841 people in 2018
+ 9,171 (17.1%) since the 2013 Census

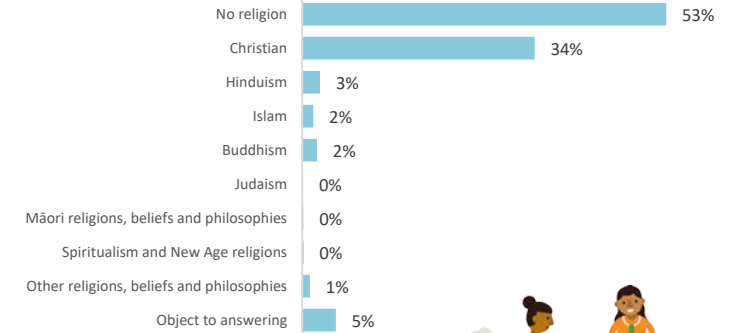


FUTURE POPULATION²

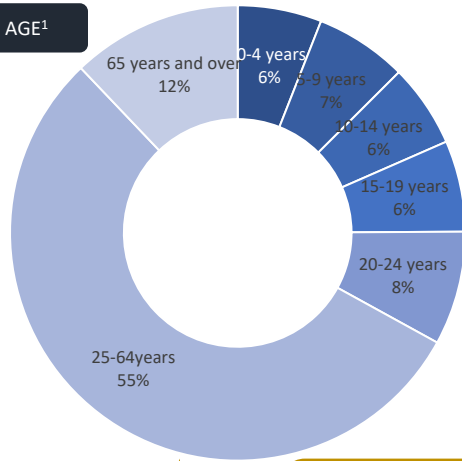
Land-use scenario i11v5, effective as of January 2020, is the Council-wide input data for growth over the next 30-year period from 2021-2051. Please refer to the 10-year Budget 2021-2031 for more information on growth assumptions.



RELIGION¹




AGE¹



At the 2018 Census 18.4% of Upper Harbour Local Board's population was under 15, compared to 20.0% of Auckland. 12.1% were 65 or older, compared to 12.0% of Auckland.

Upper Harbour had a high growth in Asian population. Since the 2013 Census this ethnic group has increased by 9,867 people, or 65.8%.

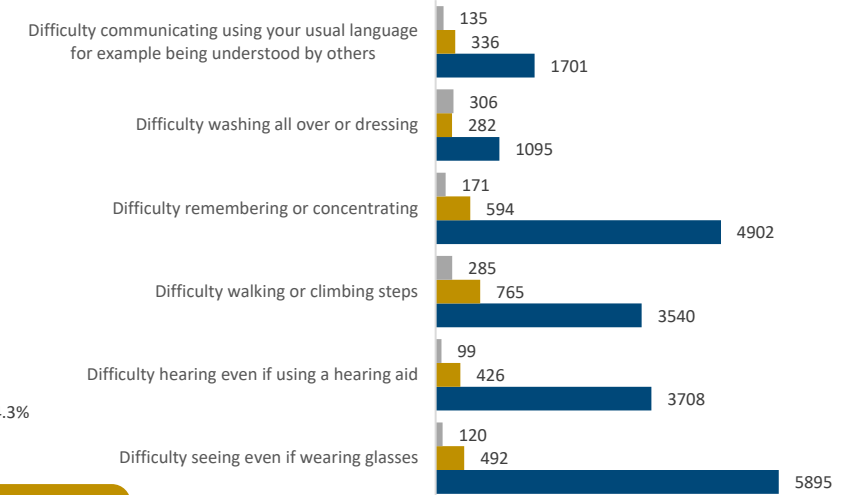
TOP 12 LANGUAGES SPOKEN¹



7.5% of Upper Harbour residents cannot speak English.

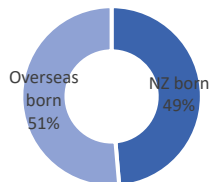
DISABILITY¹

Disability status is derived from six activity questions:

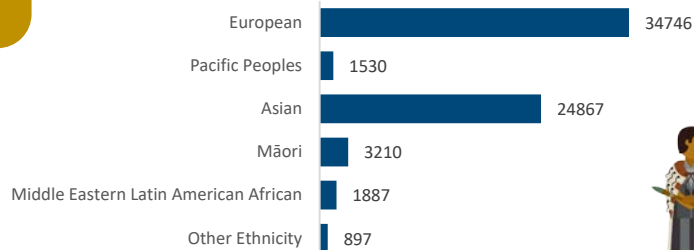


■ Cannot do at all ■ A lot of difficulty ■ Some difficulty

BIRTHPLACE¹

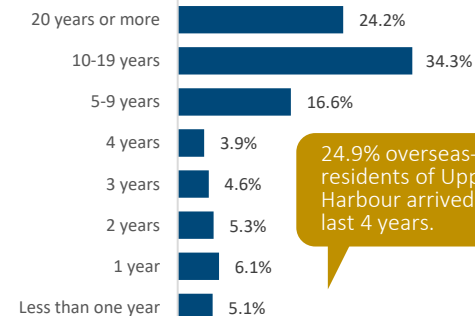


ETHNICITY¹



6.6% identified as Māori descent

YEARS SINCE ARRIVAL IN NEW ZEALAND¹



24.9% overseas-born residents of Upper Harbour arrived in the last 4 years.

Data source
¹ Stats NZ Census 2018
² Auckland Forecasting Centre 2019

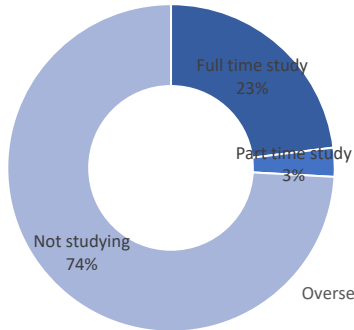
PROSPERITY

Upper Harbour



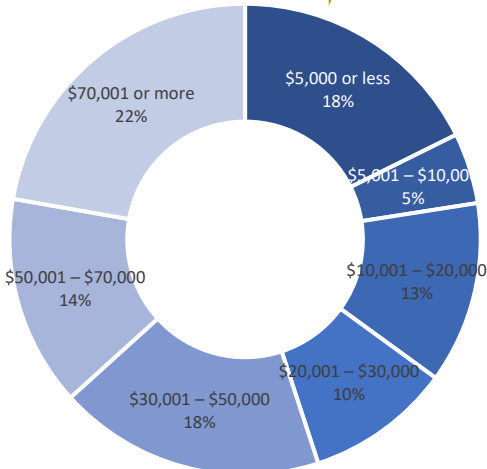
STUDY PARTICIPATION FOR RESIDENTS 5 YEARS AND OVER¹

13% of Upper Harbour youth (aged 15-24) are not in education, employment or training (NEET).




PERSONAL INCOME¹

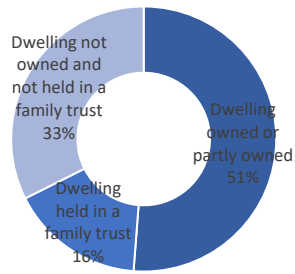
In 2018, 49% of residents in Upper Harbour (over 15 years of age) earned less than \$30k per year.



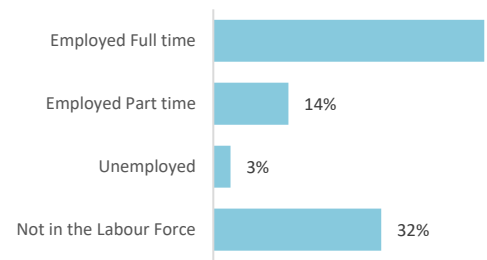
HIGHEST QUALIFICATIONS¹



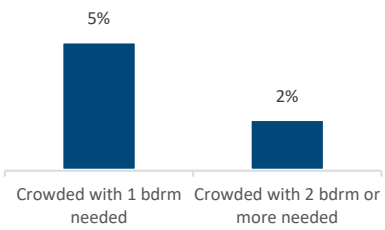
HOME OWNERSHIP



EMPLOYMENT¹

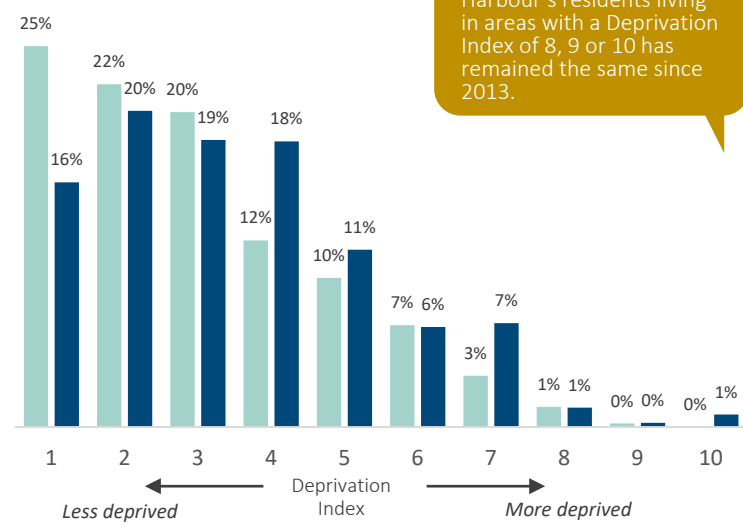


OVERCROWDED HOUSEHOLDS¹



DEPRIVATION INDEX¹

The proportion of Upper Harbour's residents living in areas with a Deprivation Index of 8, 9 or 10 has remained the same since 2013.



Data source
¹ Stats NZ Census 2018
² Stats NZ Household Labour Force Survey 2019