



# **Future recreational use of A F Thomas Park**

**Summary of feedback received during  
Auckland Council's public consultation  
from 20 October to 23 November 2025**



# Future recreational use of A F Thomas Park



## Te take mō te pūrongo | Purpose of the report

The information in this report summarises feedback received during the consultation period of 20 October to 23 November 2025 regarding the future recreational use of A F Thomas Park.

This report does not include any advice or recommendations for decision making.

## Whakarāpopototanga matua | Executive summary

A F Thomas Park is being redesigned to strengthen flood resilience for the Wairau catchment after recent severe flooding. This includes restoring a natural wetland and creating areas that can temporarily hold excess water, which will still function as usable green space when dry.

The park is currently home to the Takapuna Golf Course as well as stadium, bowls and archery facilities. Once redevelopment begins, the land around the wetland could either continue to support golf as the main activity or be used for a wider mix of recreational options.

As the project is focused on flood protection, funding for new recreational facilities would need to be considered through future planning processes.

In total, we received 5,464 submissions, mostly via our online feedback form (89 per cent) but also via our hard copy feedback form (eight per cent), and email or other channels (4 per cent).

Overall, feedback on the future recreational use of the park suggested a mix of recreation uses. However, individual submitters showed a stronger preference for golf over other forms of recreation while organisations preferred a more balanced approach but with a slight preference for other types of recreation over golf.

More specifically, the results from the 5,359 individual submitters were:

- 37 percent preferred mostly golf with limited other recreation uses
- 33 per cent preferred a balanced mix of golf and other recreation uses
- 21 per cent preferred mostly other recreation uses with limited golf facilities
- Eight per cent selected 'other' or were unsure.

Of the 34 organisations that submitted:

- 13 (38 per cent) preferred a balanced mix of golf and recreation
- Eight (24 per cent) preferred mostly other recreation uses with limited golf facilities
- Six (18 per cent) preferred mostly golf with limited other recreation uses
- Seven (21 per cent) selected 'other' –often highlighting the importance of flood resilience measures, but four focussed on other recreation alongside that, two indicated a balanced mix of golf and other recreation, and one suggested other golf related facilities.

When asked what types of golf people wanted to see provided at the park, individuals showed a preference for a driving range (44 per cent), a 9-hole traditional golf course (36 per cent) or an 18-hole beginner/intermediate golf course (35 per cent).

Similarly, organisations most wanted to see a 9-hole traditional golf course (18 of 30) and a driving range (13 of 30).

When asked what types of other recreation people wanted to see provided at the park, individuals showed a preference for walking/cycling tracks (43 per cent) and indoor sports courts (41 per cent). Other popular options were a playground/nature play, event space, open space/picnic area, and outdoor sports courts (all around 30 per cent).

Similarly, organisations most wanted to see outdoor (13 of 30) and indoor (12 of 30) sports courts, as well as walking/cycling tracks (12 of 30).

When asked about the values most important to people in the design of future recreation on the park, individuals showed a preference for affordability (55 per cent), nature (41 per cent) and organised recreation (40 per cent). Other popular options were safety, open space, equity/inclusion, resilience, and connectivity (all around 30 per cent).

Organisations most valued organised recreation (16 of 34), resilience (15 of 34), and equity/inclusion (14 of 34).

Regarding whether the land available for recreation purposes should be leased to independent operators, both individuals and organisations preferred council keep at least some of the land under council control.

Individual submitters showed a stronger preference for keeping all land under council control (37 per cent) and 35 per cent supported leasing some land while keeping some under council control. Half the organisations that gave feedback (16 of 32) supported leasing some land while keeping some under council control, while eight preferred keeping all land under council control. Only 13 per cent of individuals and organisations preferred leasing all land to independent operators.

Further analysis is outlined in the body of the report, including common themes and more detailed analysis of feedback from individual submitters, including the views of Māori individuals, individuals in the Kaipātiki and other local board areas.

Data tables detailing the number of responses by all Northern local boards for individuals, and sub-regional clusters (North, West, Central/Islands, South/East) for both individuals and organisations, can be found in **Attachment Two**.

## Who we heard from

More detailed data tables of submitters who provided demographic information alongside their feedback is provided in **Attachment One**. The following figures relate to the roughly 90 per cent of submitters that gave their demographic information. Some key points to note include:

- 59 per cent of submissions came from male submitters
- Nearly half (47 per cent) of submissions came from submitters aged 35-54 years old
- We received a relatively low number of submissions from people under 35 years old, with younger females being particularly underrepresented compared to Census figures
- 73 per cent of submissions came from submitters identifying as European ethnicity, 23 per cent as Asian, seven per cent Māori and three per cent Pasifika
- Compared to the Kaipātiki and neighbouring local boards, these ethnicity figures are relatively representative of Census figures, though European submitters are a little over-represented and other ethnic groups a little under-represented
- Regarding location, 27 per cent of submissions came from submitters in the Kaipātiki Local Board area, and around half (51 per cent) from the neighbouring local boards – Devonport-Takapuna, Hibiscus and Bays, and Upper Harbour.

## Horopaki | Context

The Auckland Anniversary floods in 2023 impacted hundreds of people in the Wairau area and many community members are still dealing with the effects.

After considering many different options to protect the community from future flooding, council has approved a plan to transform A F Thomas Park into a multi-purpose place that supports both flood resilience and recreation. The project will restore a natural wetland and create areas within the park that temporarily hold excess water during heavy rain to reduce the risk of downstream flooding.

When dry, these spaces will provide open green parkland for walking, play, and community connection.

These major stormwater works will:

- reduce flood risk for more than 150 homes and three care homes
- improve access to North Shore Hospital, supermarkets and local schools.

These stormwater works will also mean changes for how people use the park for recreation. The project will enhance A F Thomas Park as a place for everyone to enjoy. This project is a once in a generation chance to shape new recreational opportunities for everyone in the community.

Golf has a long history here, and we know it matters to many. Golf will be considered as part of this consultation and your views will guide future decisions and ensure a balance of recreation options for all users.

## Context for consideration public consultation feedback

Public consultation is an important part of council decision-making and a requirement under the Local Government Act 2002 (LGA). Our decision-makers are required to carefully consider public feedback to understand community perspectives, priorities, and potential impacts of proposals.

Consultation feedback is one source of information that decision-makers must consider. They must also consider other factors, including expert and technical advice, statutory and policy requirements, financial implications, and alignment with council's strategic objectives.

Public consultation is not a representative survey of the population. Participation is voluntary, and responses generally come from people or groups that are more directly impacted or interested in the issue(s).

Consultation results should not be interpreted as a referendum that requires decision-makers to follow the direction or sentiment of public feedback.

Instead, consultation provides valuable feedback into the range and nature of public opinions, which supports more informed, balanced, and transparent decision-making by ensuring community views are heard and considered alongside other relevant factors.

## Communication and engagement approach

The engagement approach focused on ensuring as many Aucklanders and interested parties as possible had the opportunity to have a say on the future recreational uses of A F Thomas Park, with a particular focus on outreach across Auckland's North Shore and Albany Ward, given the long-term significance of any planning decisions and the wide-ranging impact of the change on community and local recreation. We used a range of communications and engagement methods to achieve this.

Activity included media releases at the start and end of the consultation period, a paid media campaign with outdoor and online advertising targeting the areas next to the park and across the Kaipātiki and Devonport-Takapuna Local Boards, and social media posts via local board Facebook pages. In addition, we used several broad and targeted email newsletters to reach specific communities including businesses, community groups, regional organisations and interested parties. Community partners and local organisations were invited to share information with their networks, and flyers were delivered to areas surrounding the park.

We also held several information sessions, including an online webinar for all Aucklanders, two in-person community meetings and event activations near the park, and two weekend market stalls.

Our consultation document and feedback forms were made available online and in paper form, and in multiple languages and in an 'easy read' format. In addition, regional organisations and interest groups were invited to provide in-person feedback to the Kaipātiki Local Board, via hearing-style events.

To ensure feedback was received from underrepresented and impacted communities, we partnered with four ethnic and youth organisations on the North Shore. These organisations shared the feedback forms with their networks and ran their own events to inform their communities and encourage people to provide feedback.

We also ran a deliberative forum in parallel to the consultation, giving a representative sample of community members from across the North Shore and Albany Wards the opportunity to take a deep dive into the information and options for the future recreational of the park.

The forum of 40 randomly selected community members heard from council experts, community members, industry organisations and impacted parties, then deliberated over all information to come to consensus (80 per cent majority) on how they thought the local board should proceed with decision-making.

The result of the forum is a short report with recommendations. This will be presented to the Kaipātiki Local Board separately to this report and will be included in the package of information the board receives to support their decision making.

## Urupare | Feedback

The following summary presents submissions from individuals and organisations separately. Feedback from organisations may represent the views of numerous individuals and/or expert views. As such, the two groups are presented separately to assist decision makers in their consideration of feedback.

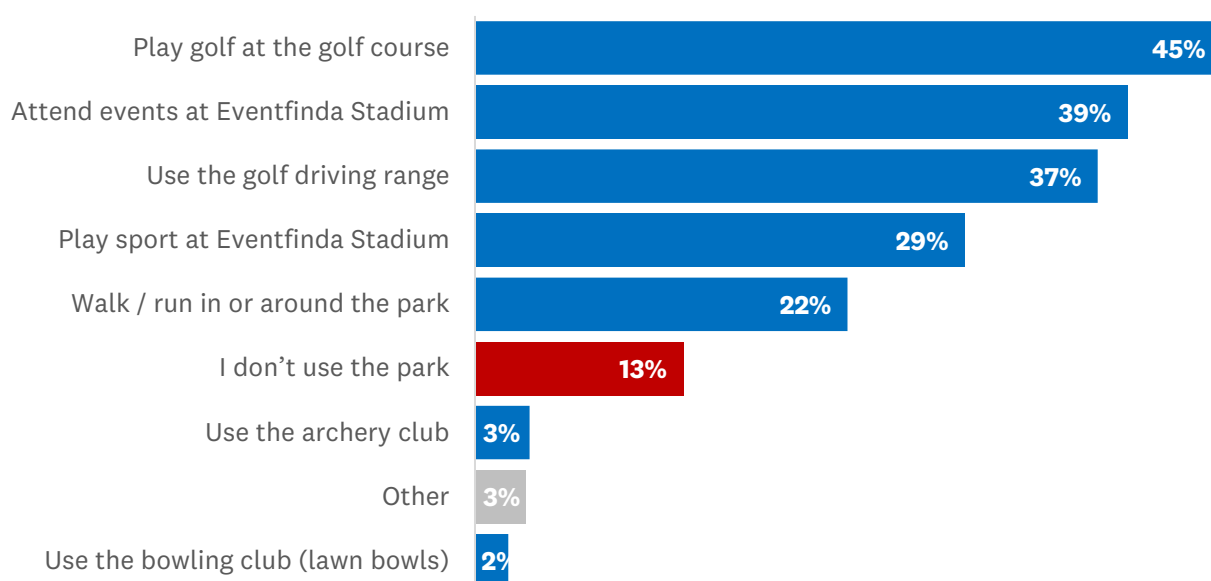
Analysis is presented for each of the consultation questions, beginning with the question and the response options available to submitters to select.

Overall, we received 5,464 pieces of feedback.

### 1.0 How do you or your household currently use the park?

Multi select question | 5,430 responses (99 per cent of all submitters)

#### Feedback from individuals



Response	Count	Percentage
Play golf at the golf course	2,424	45%
Attend events at Eventfinda Stadium	2,117	39%
Use the golf driving range	2,021	37%
Play sport at Eventfinda Stadium	1,589	29%
Walk / run in or around the park	1,209	22%
I don't use the park	675	13%
Use the archery club	177	3%
Other	164	3%
Use the bowling club (lawn bowls)	108	2%
<b>TOTAL</b>	<b>5,398</b>	<b>NA*</b>

\* Note – percentages reflect the number of submitters that selected each option but, because submitters could select more than one option, the percentages do not add to 100 per cent.

Of the 164 individuals that selected 'other', around half (80) discussed some involvement with EventFinda Stadium, while others generally elaborated on options already covered by the options provided.

### Feedback from individuals by local board

Responses were dominated by submitters that indicated they live in one of the surrounding North Shore local board areas, i.e. Kaipātiki, Devonport-Takapuna, Hibiscus and Bays and Upper Harbour.

Feedback from individuals in the Kaipātiki Local Board area were consistent with overall results, though did show slightly higher usage of EventFinda Stadium. Between 35 and 47 per cent of submitters from the area indicated they use the golf course, driving range, and EventFinda Stadium to either play sport or attend events.

Responses from submitters in the Devonport-Takapuna, Hibiscus and Bays and Upper Harbour Local Boards were also consistent with these figures.

*For data tables detailing the number of responses by all Northern local boards for individuals, and sub-regional clusters (North, West, Central/Islands, South/East) for both individuals and organisations, please refer to **Attachment Two**.*

### Feedback from Māori individuals

328 of the 5,398 individual responses (six per cent) to this question came from individuals who identified as Māori.

Around half of the responses from Māori submitters indicated they play golf at the course (52 per cent) or use the driving range (47 per cent) – slightly higher than other submitters.

### Feedback from organisations

This question does not relate as well to organisations, but of the 32 organisations that responded to this question, they identified themselves as follows:

- 13 play sport at EventFinda Stadium
- 11 attend events at EventFinda Stadium
- Six walk/run in or around the park
- Five do not use the park
- Five use the golf driving range
- Four play golf at the golf course
- Two use the archery club
- One uses the lawn bowling club
- Nine gave another response, highlighting their status as an organisation (and that the categories do not apply).

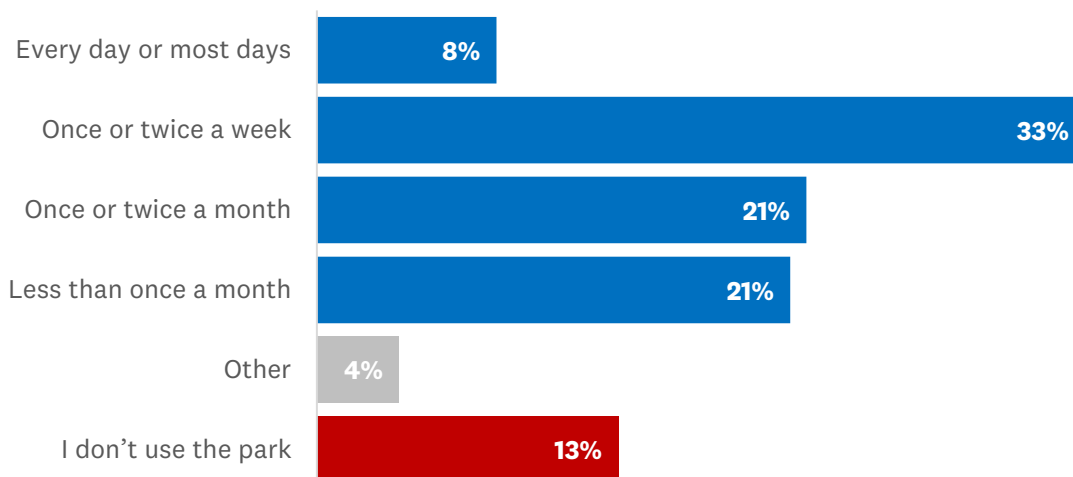


## 2.0 How often do you use the park?

Single select question | 5,419 responses (99 per cent of all submitters)

Overall, we received 5,419 responses to this question. This is reported below by individuals, and then by organisations.

### Feedback from individuals



Response	Count	Percentage
Every day or most days	422	8%
Once or twice a week	1,804	33%
Once or twice a month	1,150	21%
Less than once a month	1,112	21%
Other	192	4%
I don't use the park	708	13%
<b>TOTAL</b>	<b>5,388</b>	<b>100%</b>

Of the 192 individuals that selected 'other', responses varied relatively evenly between occasional, rare or seasonal use.

### Feedback from individuals by local board

Responses were dominated by submitters that indicated they live in one of the surrounding North Shore local board areas, i.e. Kaipātiki, Devonport-Takapuna, Hibiscus and Bays and Upper Harbour.

Individuals in the Kaipātiki Local Board area indicated they use the park slightly more frequently than others, as 38 per cent selected 'once or twice a week'.

Responses from submitters in the Devonport-Takapuna, Hibiscus and Bays and Upper Harbour Local Boards were more consistent with the overall results.

*For data tables detailing the number of responses by all Northern local boards for individuals, and sub-regional clusters (North, West, Central/Islands, South/East) for both individuals and organisations, please refer to **Attachment Two**.*

### **Feedback from Māori individuals**

328 of the 5,388 individual responses (six per cent) to this question came from individuals who identified as Māori.

Māori individuals indicated they use the park more frequently than submitters of other ethnic groups, as 36 per cent selected 'once or twice a week' and 24 per cent selected 'once or twice a month'.

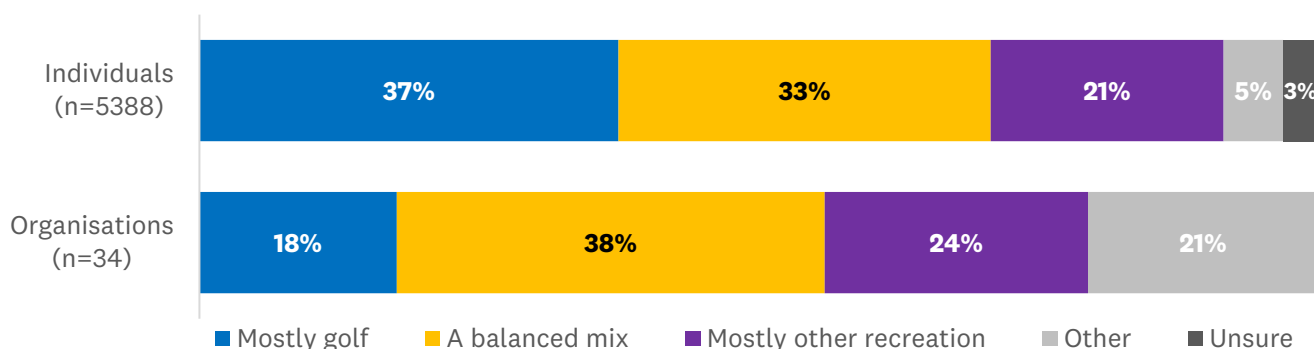
### **Feedback from organisations**

This question does not relate as well to organisations, but of the 30 organisations that responded to this question, they identified themselves as follows:

- Eight use it every day or most days
- Five use it once or twice a week
- Two use it once or twice a month
- Six use it less than once a month
- Five do not use the park
- Five gave another response, highlighting their status as an organisation (and that the categories do not apply).

### 3.0 Currently, most of the park's land is used as a traditional 18-hole golf course but it could provide a wider range of recreation activities. What mix of recreation uses would you like the park to provide once redeveloped?

Single select question | 5,422 responses (99 per cent of all submitters)



Response	Individuals	Organisations
Mostly golf with limited other recreation uses	2,018	6
A balanced mix of golf and other recreation uses	1,792	13
Mostly other recreation uses with limited golf facilities	1,122	8
Other	287	7
Unsure	169	0
<b>TOTAL</b>	<b>5,388</b>	<b>34</b>

#### Tell us why

##### Feedback from individuals

Of the 2,018 individuals who prefer **mostly golf** with limited other recreation uses, 1,568 (78 per cent) provided a comment. The most common themes from these comments were:



#### Maintain publicly accessible golf

Comments discussed wanting to retain the golf course, highlighting that it is one of the few remaining public golf courses and its accessibility to players of all ages and skill levels. Comments also suggested there aren't enough golf courses on the North Shore and the location of A F Thomas Park also makes it easily accessible to many people.

**1,197 comments** (76 per cent of those that selected 'mostly golf' and commented)



#### Need an affordable golf course

Comments highlighted how the current course is one of the few low cost golf course options in the region, often including it makes playing golf more attainable to those who can't afford an expensive club membership.

**567 comments** (36 per cent of those that selected 'mostly golf' and commented)

---

### Popularity of the golf course



Comments discussed how well-loved and popular the current course is, often describing it as one of the busiest/most played public courses in the region.

**338 comments** (22 per cent of those that selected 'mostly golf' and commented)

---

Other themes included:

- 136 comments suggest there are enough other sports facilities in the area, so the park does not need to be used for other types of recreation
- 88 comments expressed a general dissatisfaction with council in relation to this proposal.

Of the 1,792 individuals who prefer a **balanced mix** of golf and other recreation uses, 1,159 (65 per cent) provided a comment. The most common themes from these comments were:

---



### More equitable community use

Comments discussed how including a broader mix of recreational options would better serve the community, noting that golf alone limits how many people can/will use the park. Comments often mentioned fairer use of the space would invite a wider range of users, including non-golfers, seniors and children.

**561 comments** (48 per cent of those that selected 'balanced mix' and commented)

---



### Maintain publicly accessible golf

Comments suggested at least partially retaining the golf course (for example a smaller course), often discussing how popular the course is and how its affordability makes it more accessible than other courses.

**458 comments** (40 per cent of those that selected 'balanced mix' and commented)

---



### Support a multi-purpose recreational space

Comments supported using the park as a multi-purpose recreation space that would maximise community use, often including mentions of activities such as playgrounds, sport courts or fields, or a skate park alongside some golf facilities.

**323 comments** (28 per cent of those that selected 'balanced mix' and commented)

---



### Support EventFinda Stadium facilities

Comments wanted EventFinda Stadium prioritised as a popular and important recreation space for North Shore sports, particularly noting its use for basketball and gymnastics. Comments also stressed the need for the facility to be flood-resilient and safe, to more confidently serve the public in the future.

**258 comments** (22 per cent of those that selected 'balanced mix' and commented)

---

Other themes included:

- 89 comments expressed support for prioritising flood prevention measures to safeguard the community
  - 79 comments supported the inclusion of walking and/or cycling tracks
-

- 63 comments support for open, green space for general community use.

Of the 1,122 individuals who prefer a **mostly other recreation** with limited golf facilities, 786 (70 per cent) provided a comment. The most common themes from these comments were:



#### **More equitable community use**

Comments discussed how including a broader mix of recreational options would better serve the community. Comments often expressed a disinterest in golf, as it limits how many people can/will use the park, and suggest fairer use of the space would invite a wider range of users.

**488 comments** (62 per cent of those that selected 'balanced mix' and commented)



#### **Support a multi-purpose recreational space**

Comments supported using the park as a multi-purpose recreation space that would maximise community use, often including mentions of activities such as playgrounds, sport courts or fields, or a skate park.

**210 comments** (27 per cent of those that selected 'balanced mix' and commented)



#### **Support EventFinda Stadium facilities**

Comments wanted EventFinda Stadium prioritised as a popular and important recreation space for North Shore sports, particularly noting its use for basketball and gymnastics. Comments also stressed the need for the facility to be flood-resilient and safe, to more confidently serve the public in the future.

**205 comments** (26 per cent of those that selected 'balanced mix' and commented)



#### **Enough golf courses in the area**

Comments suggested there are enough golf courses in the area, or that there are enough alternative courses in Auckland for golfers to play somewhere else.

**176 comments** (22 per cent of those that selected 'balanced mix' and commented)

Other themes included:

- 108 comments support for open, green space for general community use
- 66 comments supported the inclusion of walking and/or cycling tracks
- 57 comments expressed support for prioritising flood prevention measures to safeguard the community.

Of the 286 individuals who selected **other**, 234 (82 per cent) provided a comment. The most common themes from these comments were:

- 87 comments expressed support for EventFinda Stadium facilities, particularly for basketball and gymnastics
- 64 comments wanted a more equitable use of the space, with around half stating a disinterest in golf.

## Further analysis

### Feedback from Māori individuals

328 of the 5,359 individual responses (six per cent) to this question came from individuals who identified as Māori.

Of those, 36 per cent supported **mostly golf**, 38 per cent supported a **balanced mix** of golf and other recreation uses, and 19 per cent supported **mostly other recreation**. A further eight per cent selected **other** or were **unsure**.

Common themes raised in responses from Māori individuals were consistent with responses from all submitters.

### Feedback from individuals by current use of the park

Submitters that indicated they currently use the park to play golf or use the driving range were significantly more likely to want the park's future use to consist of **mostly golf** with limited other recreation uses (68 per cent), while 26 per cent were happy with a **balanced mix** of golf and other recreation uses. Only four per cent preferred **mostly other recreation**.

Submitters that indicated they currently use, or attend events at, EventFinda Stadium showed a stronger preference for the park's future use to a **balanced mix** of golf and other recreation uses (44 per cent), while 26 per cent preferred **mostly other recreation**, and 22 per cent preferred **mostly golf**.

Submitters that indicated they do not currently use the park were the least supportive of golf's future status at the park, with only 11 per cent supporting **mostly golf** with limited other recreation uses. Instead, 39 per cent preferred a **balanced mix** of golf and other recreation uses, and 34 per cent preferred **mostly other recreation** uses.

### Feedback from individuals by local board

While A F Thomas Park is located in the Kaipātiki Local Board area, and the Kaipātiki Local Board are the decision-makers for this development, neighbouring local boards Devonport-Takapuna, Hibiscus and Bays, and Upper Harbour also submitted in strong numbers.

Over a quarter (27 per cent) of submissions came from the Kaipātiki Local Board, and around half of all submissions came from or the above neighbouring local board areas (51 per cent from Devonport-Takapuna, Hibiscus and Bays, and Upper Harbour).

Feedback from individuals in the Kaipātiki Local Board area were very evenly split on the proposed future recreational use of A F Thomas Park – 36 per cent preferred a **balanced mix** of golf and other recreation uses, 29 per cent preferred **mostly golf**, and 27 per cent preferred **mostly other recreation** uses. A further nine per cent selected **other** or were **unsure**.

The Devonport-Takapuna and Upper Harbour Local Boards showed a slightly stronger preference for **mostly golf** with limited other recreation (around 38 per cent), and less supportive of **mostly other recreation** uses (around 20 per cent).

*For data tables detailing the number of responses by all Northern local boards for individuals, and sub-regional clusters (North, West, Central/Islands, South/East) for both individuals and organisations, please refer to **Attachment Two**.*

### **Feedback from individuals by demographic information**

We also looked at results by different demographic groups, including gender, age and ethnicity.

This showed male submitters were far more likely to support mostly golf facilities, with 49 per cent of male selecting **mostly golf** compared 20 per cent of female submitters. Instead, female submitters showed a stronger preference for a **balanced mix** of recreation uses, with 43 per cent selecting that option compared to 28 per cent of male submitters.

Submitters aged 25-34 and 55 years or older preferred **mostly golf** with limited other recreation (between 43-51 per cent), however submitters aged between 35 and 54 preferred a **balanced mix** of recreation uses (around 37 per cent). Younger submitters (15-24 years old) were evenly split between a **balanced mix** of recreation uses (33 per cent) and **mostly golf** with limited other recreation (31 per cent).

### **Feedback from organisations**

Of the 34 organisations that submitted, 13 supported a **balanced mix** of recreation uses, the most common theme from their comments was how including a broader mix of recreational options would better serve the community (five organisations).

Eight organisations prefer **mostly other recreation** with limited golf facilities. The most common theme from their comments was also how including a broader mix of recreational options would better serve the community (five organisations).

Six organisations prefer **mostly golf** with limited other recreation uses. The most common theme from their comments highlighted maintaining publicly accessible golf (three organisations).

Seven organisations selected other. The most common theme from their comments was support for EventFinda Stadium and providing multi-use recreational facilities (three organisations).

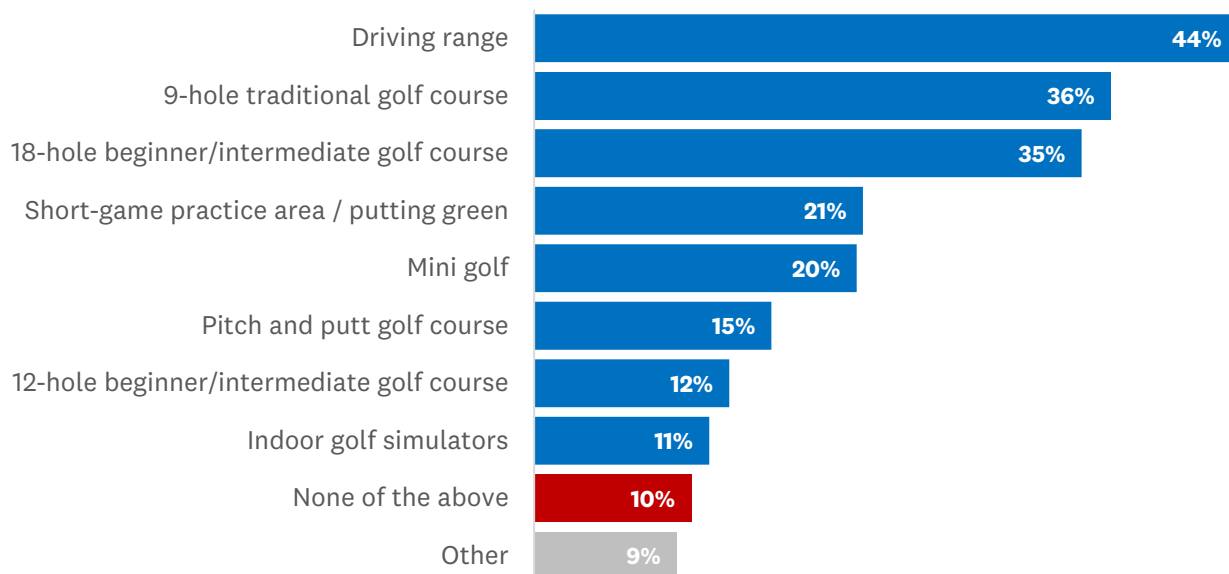
**As part of the planned wetland and stormwater works, the land available for recreation will be reduced, limiting the space for potential golf options. This means a traditional 18-hole course (70-72 par) is unlikely to fit but other golf options could be provided in the space available.**

#### **4.0 What type of golf would you most like to see provided at the park? (select up to 4)**

Multi select question | 5,312 responses (97 per cent of all submitters)

Overall, we received 5,312 responses to this question. This is reported below by individuals, and then by organisations.

##### **Feedback from individuals**



Response	Count	Percentage
Driving range	2,343	44%
9-hole traditional golf course	1,920	36%
18-hole beginner/intermediate golf course	1,823	35%
Short-game practice area / putting green	1,095	21%
Mini golf	1,074	20%
Pitch and putt golf course	790	15%
12-hole beginner/intermediate golf course	650	12%
Indoor golf simulators	583	11%
None of the above	523	10%
Other	474	9%
<b>TOTAL</b>	<b>5,282</b>	<b>NA*</b>

\* Note – percentages reflect the number of submitters that selected each option but, because submitters could select more than one option, the percentages do not add to 100 per cent.



Of the 474 individuals that selected ‘other’, around half showed a preference for keeping a full golf course as it is currently (231), and around a third discussed other recreation uses and/or did not show a strong preference for the type of golf facilities (150).

### Feedback from individuals by local board

Responses were dominated by submitters that indicated they live in one of the surrounding North Shore local board areas, i.e. Kaipātiki, Devonport-Takapuna, Hibiscus and Bays and Upper Harbour.

Feedback from individuals in the Kaipātiki Local Board area were consistent with overall results.

*For data tables detailing the number of responses by all Northern local boards for individuals, and sub-regional clusters (North, West, Central/Islands, South/East) for both individuals and organisations, please refer to **Attachment Two**.*

### Feedback from Māori individuals

321 of the 5,282 individual responses (six per cent) to this question came from individuals who identified as Māori.

Responses from Māori submitters were more supportive of a golf driving range (53 per cent) and an 18-hole or 9-hole golf course (41 per cent each).

### Feedback from organisations

Of the 30 organisations that responded to this question, their preferences were:

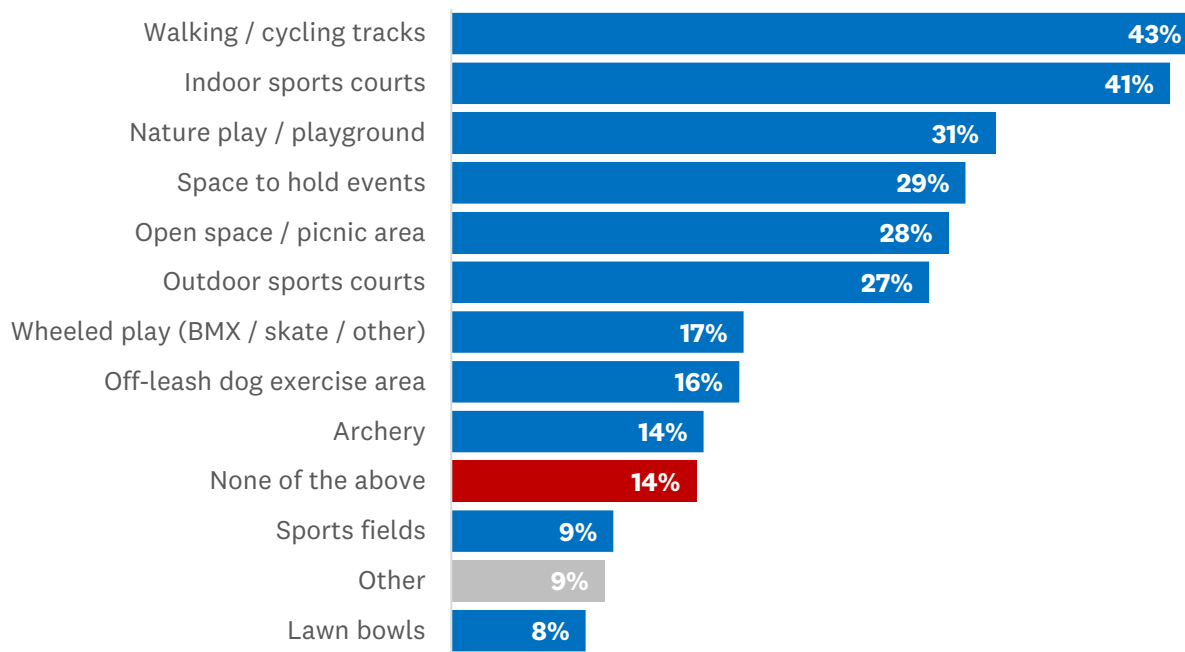
- 18 want a 9-hole golf course
- 13 want a golf driving range
- Seven want a pitch and putt course
- Seven want short games practice areas
- Seven want mini golf
- Three want an 18-hole beginner golf course
- Two want a 12-hole golf course
- Seven selected ‘other’, discussing a mix of no golf, support for golf, or a balance of golf and other recreation.

## 5.0 What other type of recreation would you most like to see provided at the park? (select up to 5)

Multi select question | 5,326 responses (97 per cent of all submitters)

Overall, we received 5,326 responses to this question. This is reported below by individuals, and then by organisations.

### Feedback from individuals



Response	Count	Percentage
Walking / cycling tracks	2,260	43%
Indoor sports courts (e.g. basketball, netball, badminton, gymnastics)	2,176	41%
Nature play / playground	1,647	31%
Space to hold events (e.g. community markets, festivals or concerts)	1,557	29%
Open space / picnic area	1,506	28%
Outdoor sports courts (e.g. basketball, netball, pickleball)	1,447	27%
Wheeled play (BMX / skate / other)	885	17%
Off-leash dog exercise area	872	16%
Archery	764	14%
None of the above	743	14%
Sports fields (e.g. rugby, soccer, cricket)	491	9%
Other	464	9%
Lawn bowls	407	8%
<b>TOTAL</b>	<b>5,293</b>	<b>NA*</b>

\* Note – percentages reflect the number of submitters that selected each option but, because submitters could select more than one option, the percentages do not add to 100 per cent.

Of the 464 individuals that selected ‘other’, most discussed other sports facilities (205), golf-related facilities (176), or a range of other activities.

### Feedback from individuals by local board

Responses were dominated by submitters that indicated they live in one of the surrounding North Shore local board areas, i.e. Kaipātiki, Devonport-Takapuna, Hibiscus and Bays and Upper Harbour.

Feedback from individuals in the Kaipātiki Local Board area were generally consistent with overall results, but were more supportive of event space (37 per cent) and archery (19 per cent).

Comparing other Northern local board areas, responses from Hibiscus and Bays were more supportive of indoor sports courts (53 per cent) than overall results.

*For data tables detailing the number of responses by all Northern local boards for individuals, and sub-regional clusters (North, West, Central/Islands, South/East) for both individuals and organisations, please refer to **Attachment Two**.*

### Feedback from Māori individuals

319 of the 5,293 individual responses (six per cent) to this question came from individuals who identified as Māori.

Māori individuals were more supportive of space to hold events (35 per cent), outdoor sports courts (32 per cent) and wheeled play (26 per cent), while less supportive than others of walking/cycling tracks (33 per cent) and an open space/picnic area (19 per cent) than overall results.

### Feedback from organisations

Of the 33 organisations that responded to this question, their preferences were:

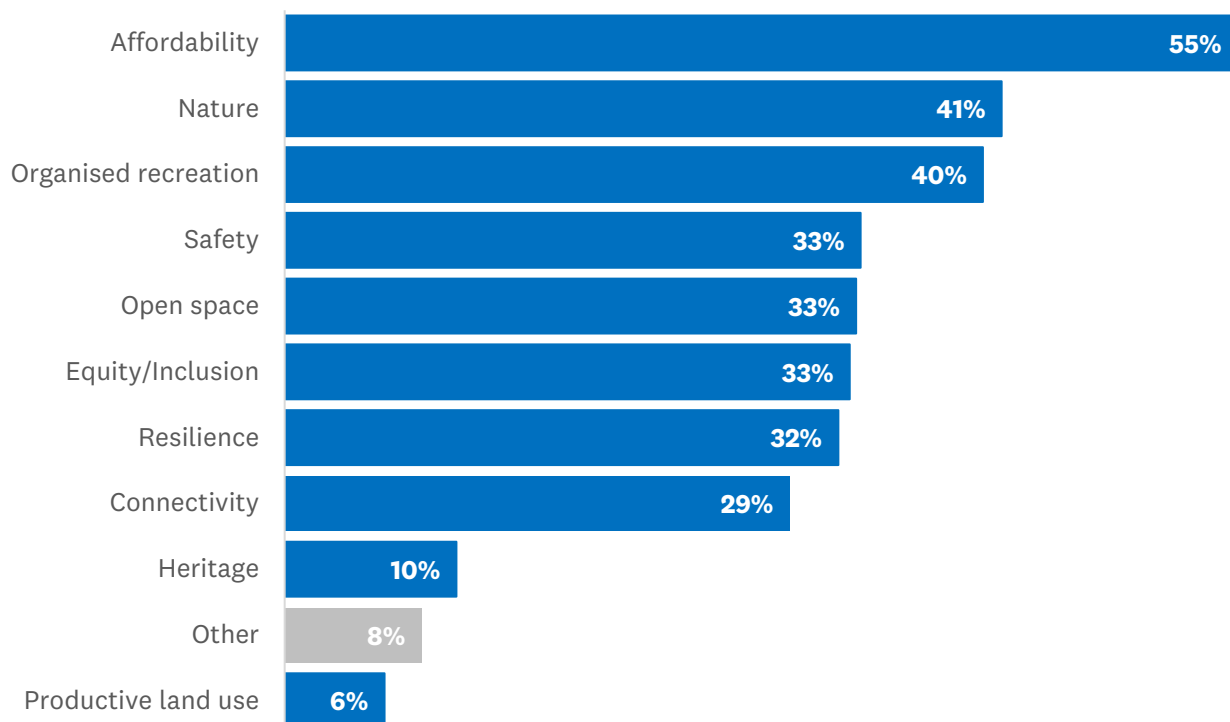
- 13 wanted outdoor sports courts
- 12 wanted indoor sports courts
- 12 wanted walking/cycling tracks
- Eight wanted an open space/picnic area
- Eight wanted sports fields
- Seven wanted space to hold events
- Six wanted nature play and/or a playground
- Five wanted wheeled play options (BMX pump track, skate park etc)
- Four wanted archery facilities
- Four wanted an off-leash dog park
- Two wanted lawn bowls facilities
- Eight selected ‘other’, discussing a range of specific sports facilities or suggesting open green space.

## 6.0 Whether you currently use the park or not, what do you value most when thinking about the park's future? (select up to 5)

Multi select question | 5,385 responses (99 per cent of all submitters)

Overall, we received 5,385 responses to this question. This is reported below by individuals, and then by organisations.

### Feedback from individuals



Response	Count	Percentage
Affordability	2,940	55%
Nature	2,212	41%
Organised recreation	2,154	40%
Safety	1,777	33%
Open space	1,763	33%
Equity/Inclusion	1,743	33%
Resilience	1,708	32%
Connectivity	1,557	29%
Heritage	530	10%
Other	421	8%
Productive land use	308	6%
<b>TOTAL</b>	<b>5,351</b>	<b>NA*</b>

\* Note – percentages reflect the number of submitters that selected each option but, because submitters could select more than one option, the percentages do not add to 100 per cent.

Of the 421 individuals that selected 'other', nearly two thirds (269) discussed keeping the golf course as it is currently or suggested considering the heritage value of the golf course.

### Feedback from individuals by local board

Responses were dominated by submitters that indicated they live in one of the surrounding North Shore local board areas, i.e. Kaipātiki, Devonport-Takapuna, Hibiscus and Bays and Upper Harbour.

Feedback from individuals in the Kaipātiki Local Board area, and neighbouring local boards, were consistent with the overall responses.

*For data tables detailing the number of responses by all Northern local boards for individuals, and sub-regional clusters (North, West, Central/Islands, South/East) for both individuals and organisations, please refer to **Attachment Two**.*

### Feedback from Māori individuals

325 of the 5,351 individual responses (six per cent) to this question came from individuals who identified as Māori.

Māori individuals were more supportive of equity/inclusion (38 per cent) and heritage (19 per cent) values than other submitters. In contrast, they were less supportive of nature (36 per cent), resilience (27 per cent) and open space (25 per cent) than other submitters.

### Feedback from organisations

Of the 34 organisations that responded to this question, their preferences were:

- 16 valued organised recreation
- 15 valued resilience
- 14 valued equity/inclusion
- 11 valued connectivity
- 10 valued nature
- 10 valued safety
- Nine valued affordability
- Eight valued open space
- Three valued heritage
- Three valued productive land use
- Five selected 'other', with a mix of comments supporting the retention of the golf course and providing facilities that are more accessible and available to the community and community groups.

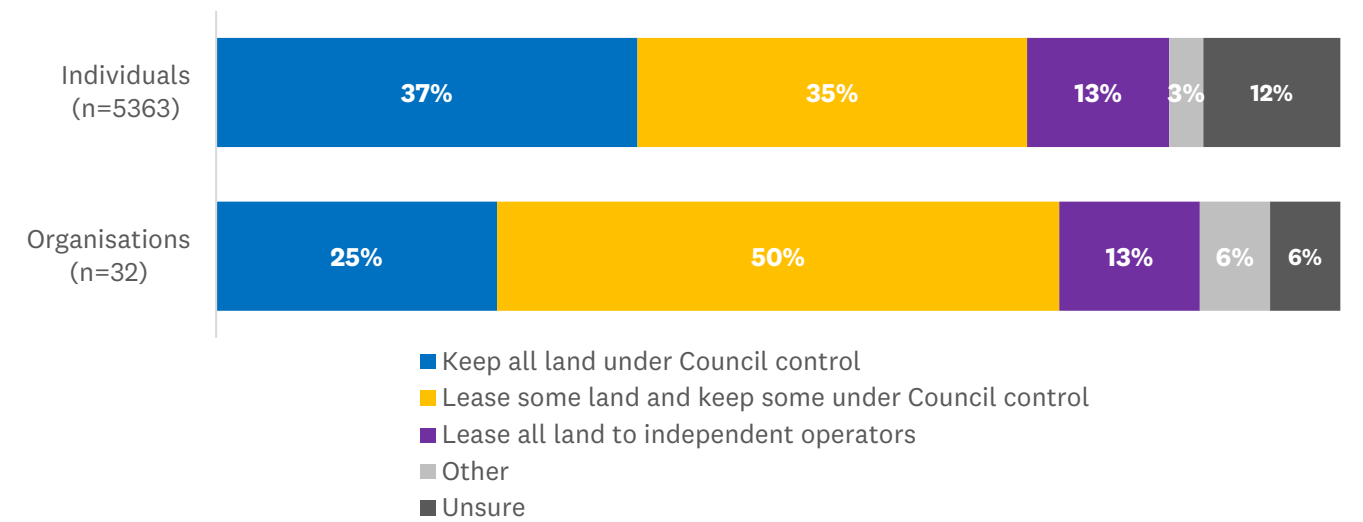
**There is currently no funding set aside for new recreation facilities in A F Thomas Park. Any new recreation options may need to be delivered over time, as funding becomes available. All or part of the land identified for recreation (outside the wetland area) could be leased to independent operators.**

**A long-term lease to independent operators would make them responsible for funding, building and managing facilities (likely with user charges). This could provide higher-quality facilities, quicker delivery, and ongoing revenue to council.**

**Keeping the land under council control would mean any facilities rely on council funding. This could allow broader community access and flexibility over how the park is used now and in the future. However, facilities would likely be more modest, could take longer to deliver, and would not generate revenue for council.**

**7.0 Which approach would you prefer?**

Single select question | 5,395 responses (99 per cent of all submitters)



Response	Individuals	Organisations
Keep all land under Council control	2,010	8
Lease some land and keep some under Council control	1,859	16
Lease all land to independent operators	678	4
Other	162	2
Unsure	654	2
TOTAL	5,363	32

## Tell us why

### Feedback from individuals

Of the 2,010 individuals who prefer to **keep all land under council control**, 1,147 (57 per cent) provided a comment. The most common themes from these comments were:

---



#### **Maintain control of public assets**

Comments felt the land is a public asset, therefore council should keep control of it to ensure it is well managed and provide greater flexibility over how the land is used. In some cases, it wasn't clear if submitters were concerned with losing the land because they thought the land was being sold or whether they felt the same way about a long-term lease.

**696 comments** (61 per cent of those that selected 'keep all land' and commented)

---



#### **Ensure equitable community access**

Comments wanted to ensure the land is used by council for the benefit of the whole community.

**351 comments** (31 per cent of those that selected 'keep all land' and commented)

---

Other themes included:

- 208 comments expressed a desire to keep the golf course, appearing to believe it is under currently under council control
  - To this point, 37 per cent of submitters wanting the future use of the park to be 'mostly golf with limited other recreation uses' wanted the park to remain under council control
- 130 comments expressed concerns about user charges for facilities increasing and/or becoming too expensive for most people to use.

Of the 1,859 individuals who prefer to **lease some land and keep some under council control**, 977 (53 per cent) provided a comment. The most common themes from these comments were:

---



#### **Allow independent operators**

Comments supported leasing the land, believing it would allow for development and maintenance costs to be shared with council, which would therefore be financially beneficial for ratepayers.

**628 comments** (64 per cent of those that selected 'lease some land and keep some' and commented)

---



#### **Maintain some council control of a public asset**

Comments felt council should at least maintain some level of control over the park to ensure the community continues to have input over how it is used. In some cases, it wasn't clear if submitters were concerned with losing the land because they thought the land was being sold or whether they felt the same way about a long-term lease.

**451 comments** (46 per cent of those that selected 'lease some land and keep some' and commented)

---



### Ensure equitable community access

Comments felt some of the land should be leased to independent operators, but wanted to ensure at least some of the land allows for more of the community to use the space.

**203 comments** (21 per cent of those that selected 'lease some land and keep some' and commented)

Other themes included:

- 122 comments believe independent operators will be able to deliver services sooner than council
- 85 comments expressed concerns about user charges for facilities increasing and/or becoming too expensive for most people to use.

Of the 678 individuals who prefer to **lease all land to independent operators**, 458 (68 per cent) provided a comment. The most common theme from these comments was:

---



### Allow independent operators

Comments supported leasing the land, believing it would allow for development and maintenance costs to be shared with council, which would therefore be financially beneficial for ratepayers.

**281 comments** (61 per cent of those that selected 'lease all land' and commented)

---

Other themes included:

- 88 comments expressed a desire to keep the golf course and/or the current operators
- 85 comments felt independent operators would provide better facilities, including indoor sports courts for basketball and gymnastics in particular
- 82 comments expressed dissatisfaction with council, whether over this proposal or in our ability
- 69 comments believe commercial operators will be able to deliver services sooner than council.

Of the 162 individuals who selected **other**, 147 (91 per cent) provided a comment. The most common themes from these comments were:

- 91 comments expressed a desire to keep the golf course and/or the current operators
- 34 comments supported leasing the land, believing it would be financially beneficial for council and ratepayers
- 31 comments felt council should keep control of it to provide greater flexibility over how the land is used.

Of the 654 individuals who selected **unsure**, 190 (29 per cent) provided a comment. The most common theme from these comments was a desire to keep the golf course and/or the current operators (46 comments).



## Further analysis

### Feedback from Māori individuals

328 of the 5,363 individual responses (six per cent) to this question came from individuals who identified as Māori.

Of those, 34 per cent preferred to **keep all land under council control**, 37 per cent preferred to **lease some land and keep some**, and 12 per cent preferred to **lease all land** to independent operators. A further two per cent selected **other** and 14 per cent were **unsure**.

Common themes raised in responses from Māori individuals were consistent with responses from all submitters.

### Feedback from individuals by local board

While A F Thomas Park is located in the Kaipātiki Local Board area, and the Kaipātiki Local Board are the decision-makers for this development, neighbouring local boards Devonport-Takapuna, Hibiscus and Bays, and Upper Harbour also submitted in strong numbers.

Over a quarter (27 per cent) of submissions came from the Kaipātiki Local Board, and around half of all submissions came from or the above neighbouring local board areas (51 per cent from Devonport-Takapuna, Hibiscus and Bays, and Upper Harbour).

Feedback from individuals in the Kaipātiki Local Board area preferred at least some council control of the land – 39 per cent preferred to **lease some land and keep some** under council control, 35 per cent preferred to **keep all land under council control**, and 11 per cent preferred to **lease all land** to independent operations. A further three per cent selected **other** and 11 per cent were **unsure**.

Submitters from the Devonport-Takapuna Local Board area aligned closely with Kaipātiki responses. However, Hibiscus and Bays, and Upper Harbour Local Boards showed more of a preference to **keep all land under council control** (around 40 per cent for each local board area).

*For data tables detailing the number of responses by all Northern local boards for individuals, and sub-regional clusters (North, West, Central/Islands, South/East) for both individuals and organisations, please refer to **Attachment Two**.*

### Feedback from individuals by demographic information

We also looked at results by different demographic groups, including gender, age and ethnicity.

Most age groups preferred to **keep all land under council control** (typically between 35 and 48 per cent, with submitters generally becoming more supportive of this view as they get older), however submitters aged between 35 and 54 showed more of a preference to **lease some land and keep some** under council control (around 40 per cent).

Most major ethnic groups preferred a balance between **keeping all land** under council control or **leasing some land and keeping some** under council control, however submitters identifying themselves as Asian showed a stronger preference to **keep all land under council control** (44 per cent).

No demographic group showed a preference to **lease all land** to independent operators.

### Feedback from organisations

Of the 32 organisations that submitted, half (16) preferred to **lease some land and keep some under council control**, eight preferred to **keep all land under council control**, and four preferred to **lease all land** to independent operators. A further two selected **other** and two were **unsure**. There were no common themes given the low number of organisations.

## 8.0 Do you have any other feedback about the future recreational use of A F Thomas Park?

Open question | 2,414 responses (44 per cent of all submitters)

### Feedback from individuals

Of the 2,389 individuals that commented on this question, most reiterated points made in their response to question three. The most common themes raised in this question were:

- 789 comments wanted to see golf facilities prioritised
- 354 comments addressed prioritising flood prevention measures to safeguard the community
- 234 comments wanted the space to prioritise facilities that allow more of the community to use the park.

### Feedback from organisations

25 organisations commented on this question. While there was a low number of comments, the most common theme was to prioritise facilities that allow more of the community to use the park.

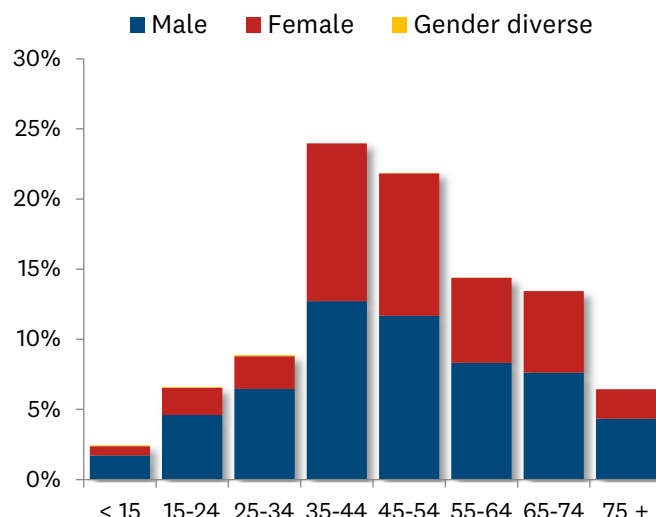
# ATTACHMENT ONE: Who we heard from

Overall, we received 5,464 submissions – 5,066 individuals and 35 organisations.

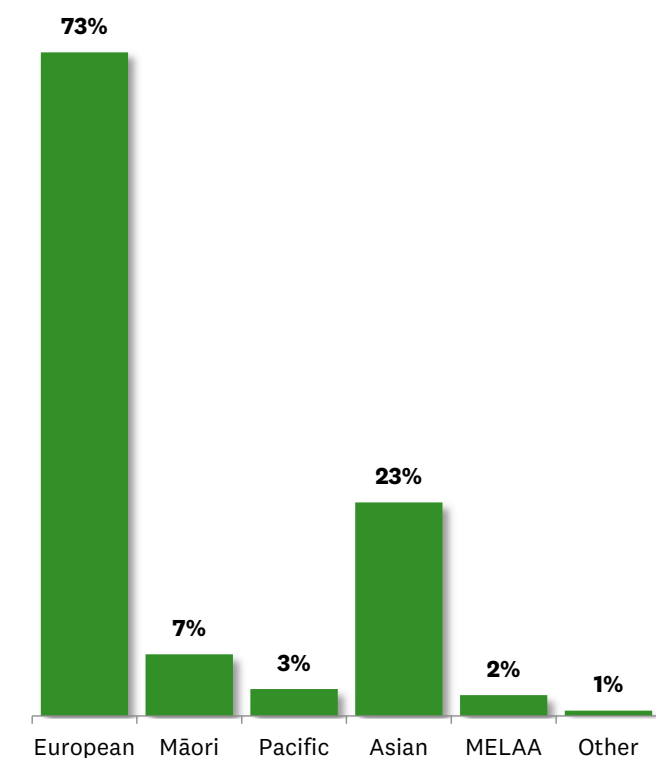
Most feedback came via our online form (89 per cent), though we also received feedback via our physical feedback forms (eight per cent), and email or other channels (four per cent).

The tables below indicate the demographic profile of those that answered the demographic questions.

AGE	Male	Female	Other	Total	%
< 15	89	34	3	126	2%
15 – 24	238	100	3	352	7%
25 – 34	334	120	4	475	9%
35 – 44	657	581	0	1,257	24%
45 – 54	603	525	1	1,149	22%
55 – 64	430	313	1	755	15%
65 – 74	394	300	0	714	14%
75 +	224	109	0	338	7%
<b>Total submitters providing data</b>				<b>5,166</b>	<b>100%</b>



ETHNICITY	#	%
<b>European</b>	<b>3,539</b>	<b>73%</b>
Pākehā/NZ European	3,389	69%
Other European	163	3%
<b>Māori</b>	<b>328</b>	<b>7%</b>
<b>Pasifika</b>	<b>143</b>	<b>3%</b>
Samoan	57	1%
Tongan	26	1%
Cook Island Māori	22	<1%
Other Pasifika	51	1%
<b>Asian</b>	<b>1,138</b>	<b>23%</b>
Chinese	689	14%
Korean	208	4%
Southeast Asian	144	3%
Indian	72	1%
Other Asian	36	1%
<b>Middle Eastern/ Latin American/ African</b>	<b>110</b>	<b>2%</b>
<b>Other (incl. Kiwi/New Zealander)</b>	<b>28</b>	<b>1%</b>
<b>Total submitters providing data</b>		<b>4,880</b>
		<b>NA*</b>



\* Note: percentages add to more than 100% because people could select more than one ethnicity.

The table below indicates the total number of submissions received by the local board that submitters live in.

LOCAL BOARD	Total	Percentage
Northern local boards	4,376	81%
Kaipātiki	1,454	27%
Devonport-Takapuna	1,202	22%
Hibiscus and Bays	946	18%
Upper Harbour	602	11%
Rodney	172	3%
Central and Island local boards	598	11%
Western local boards	156	3%
Southern and East local boards	64	1%
Not supplied / Other	136	3%
<b>TOTAL</b>	<b>5,330</b>	<b>100%</b>

## ATTACHMENT TWO: Local Board breakdowns

Kaipātiki Local Board are the decision-makers for this A F Thomas Park development. Responses are therefore shown below for each local board in the Northern region and as sub-regional clusters.

Note – these tables only include feedback where the local board of residence was provided. Percentages add to more than 100 per cent on multi-select questions as submitters could select more than one option if applicable.

### 1.0 How do you or your household currently use the park?

Multi select question | 5,430 responses (99 per cent of all submitters)

#### Feedback from individuals by local board area

Response	Kaipātiki	Devonport-Takapuna	Hibiscus and Bays	Upper Harbour	Rodney
Walk / run in or around the park	27%	25%	24%	19%	11%
Play golf at the golf course	38%	43%	39%	43%	48%
Use the golf driving range	37%	35%	35%	35%	36%
Play sport at Eventfinda Stadium	35%	32%	34%	31%	35%
Attend events at Eventfinda Stadium	47%	41%	44%	39%	43%
Use the bowling club (lawn bowls)	3%	1%	2%	1%	1%
Use the archery club	4%	2%	3%	4%	3%
Other, please specify:	4%	3%	3%	3%	2%
I don't use the park	13%	14%	14%	10%	14%
<b>TOTAL</b>	<b>1,444</b>	<b>1,193</b>	<b>938</b>	<b>596</b>	<b>169</b>

Response	North boards	Central/ Islands	West boards	South/ East boards	NA / Other
Walk / run in or around the park	24%	9%	13%	12%	30%
Play golf at the golf course	40%	75%	57%	62%	44%
Use the golf driving range	36%	52%	43%	36%	35%
Play sport at Eventfinda Stadium	33%	11%	16%	10%	17%
Attend events at Eventfinda Stadium	43%	21%	25%	18%	23%
Use the bowling club (lawn bowls)	2%	1%	1%	0%	3%
Use the archery club	3%	2%	3%	5%	3%
Other	3%	2%	2%	1%	7%
I don't use the park	13%	6%	10%	16%	15%
<b>TOTAL</b>	<b>4,340</b>	<b>592</b>	<b>155</b>	<b>105</b>	<b>117</b>

## Feedback from organisations by local board area

Response	North boards	Central/ Islands	West boards	South/ East boards	Regional/ National
Walk / run in or around the park	6	0	0	0	0
Play golf at the golf course	3	0	0	0	1
Use the golf driving range	3	0	0	0	2
Play sport at Eventfinda Stadium	6	1	0	0	6
Attend events at Eventfinda Stadium	7	0	0	0	4
Use the bowling club (lawn bowls)	1	0	0	0	0
Use the archery club	2	0	0	0	0
Other	5	0	0	0	4
I don't use the park	1	2	0	0	2
<b>TOTAL</b>	<b>18</b>	<b>3</b>	<b>0</b>	<b>0</b>	<b>11</b>

## 2.0 How often do you use the park?

Single select question | 5,419 responses (99 per cent of all submitters)

### Feedback from individuals by local board area

Response	Kaipātiki	Devonport-Takapuna	Hibiscus and Bays	Upper Harbour	Rodney
Every day or most days	8%	8%	8%	13%	6%
Once or twice a week	38%	35%	36%	34%	27%
Once or twice a month	18%	19%	21%	22%	19%
Less than once a month	18%	19%	18%	17%	28%
Other, please specify:	3%	4%	3%	3%	7%
I don't use the park	14%	15%	14%	10%	14%
<b>TOTAL</b>	<b>1,440</b>	<b>1,193</b>	<b>935</b>	<b>594</b>	<b>169</b>

Response	North boards	Central/ Islands	West boards	South/ East boards	NA / Other
Every day or most days	9%	3%	2%	5%	11%
Once or twice a week	36%	27%	23%	12%	23%
Once or twice a month	20%	31%	30%	24%	19%
Less than once a month	19%	27%	31%	37%	24%
Other, please specify:	3%	4%	3%	7%	6%
I don't use the park	14%	8%	10%	16%	16%
<b>TOTAL</b>	<b>4,331</b>	<b>592</b>	<b>154</b>	<b>106</b>	<b>115</b>

### Feedback from organisations by local board area

Response	North boards	Central/ Islands	West boards	South/ East boards	Regional/ National
Every day or most days	5	0	0	0	3
Once or twice a week	4	1	0	0	0
Once or twice a month	1	0	0	0	1
Less than once a month	4	0	0	0	2
Other, please specify:	3	1	0	0	1
I don't use the park	1	1	0	0	3
<b>TOTAL</b>	<b>18</b>	<b>3</b>	<b>0</b>	<b>0</b>	<b>10</b>

### 3.0 Currently, most of the park's land is used as a traditional 18-hole golf course but it could provide a wider range of recreation activities. What mix of recreation uses would you like the park to provide once redeveloped?

Single select question | 5,393 responses (99 per cent of all submitters)

#### Feedback from individuals by local board area

Response	Kaipātiki	Devonport-Takapuna	Hibiscus and Bays	Upper Harbour	Rodney
Mostly golf with limited other recreation uses	29%	37%	31%	39%	35%
A balanced mix of golf and other recreation uses	36%	33%	40%	29%	42%
Mostly other recreation uses with limited golf facilities	27%	21%	20%	21%	17%
Other	6%	5%	6%	7%	3%
Unsure	3%	3%	3%	4%	4%
<b>TOTAL</b>	<b>1,438</b>	<b>1,191</b>	<b>936</b>	<b>596</b>	<b>168</b>

Response	North boards	Central/ Islands	West boards	South/ East boards	NA / Other
Mostly golf with limited other recreation uses	33%	66%	58%	49%	34%
A balanced mix of golf and other recreation uses	35%	20%	22%	37%	34%
Mostly other recreation uses with limited golf facilities	23%	10%	18%	8%	18%
Other	6%	3%	2%	2%	11%
Unsure	3%	1%	0%	4%	3%
<b>TOTAL</b>	<b>4,329</b>	<b>594</b>	<b>152</b>	<b>106</b>	<b>117</b>



## Feedback from organisations by local board area

Response	North boards	Central/ Islands	West boards	South/ East boards	Regional/ National
Mostly golf with limited other recreation uses	4	0	0	0	2
A balanced mix of golf and other recreation uses	10	1	0	0	2
Mostly other recreation uses with limited golf facilities	3	2	0	0	3
Other	1	0	0	0	6
Unsure	0	0	0	0	0
<b>TOTAL</b>	<b>18</b>	<b>3</b>	<b>0</b>	<b>0</b>	<b>13</b>

## 4.0 What type of golf would you most like to see provided at the park? (select up to 4)

Multi select question | 5,312 responses (97 per cent of all submitters)

### Feedback from individuals by local board area

Response	Kaipātiki	Devonport -Takapuna	Hibiscus and Bays	Upper Harbour	Rodney
18-hole beginner/intermediate golf course (approx. 54-60 par)	31%	32%	30%	36%	35%
12-hole beginner/intermediate golf course (approx. 36-40 par)	15%	12%	10%	10%	13%
9-hole traditional golf course (35-36 par)	37%	38%	41%	29%	39%
Pitch and putt golf course	14%	15%	14%	13%	27%
Driving range	47%	41%	43%	39%	61%
Short-game practice area / putting green	19%	20%	20%	18%	30%
Indoor golf simulators	10%	9%	12%	9%	13%
Mini golf	25%	20%	20%	19%	22%
Other	9%	9%	7%	10%	4%
None of the above	10%	11%	10%	14%	5%
<b>TOTAL</b>	<b>1,394</b>	<b>1,179</b>	<b>924</b>	<b>581</b>	<b>165</b>

Response	North boards	Central/ Islands	West boards	South/ East boards	NA / Other
18-hole beginner/intermediate golf course (approx. 54-60 par)	32%	53%	44%	47%	28%
12-hole beginner/intermediate golf course (approx. 36-40 par)	12%	13%	13%	6%	12%
9-hole traditional golf course (35-36 par)	37%	34%	28%	36%	31%
Pitch and putt golf course	15%	15%	10%	14%	17%
Driving range	44%	49%	42%	52%	46%
Short-game practice area / putting green	20%	26%	20%	31%	30%
Indoor golf simulators	10%	12%	11%	19%	20%
Mini golf	22%	10%	18%	17%	24%
Other	8%	12%	13%	14%	12%
None of the above	11%	5%	7%	2%	5%
<b>TOTAL</b>	<b>4,243</b>	<b>587</b>	<b>153</b>	<b>104</b>	<b>112</b>

## Feedback from organisations by local board area

Response	North boards	Central/ Islands	West boards	South/ East boards	Regional/ National
18-hole beginner/intermediate golf course (approx. 54-60 par)	3	0	0	0	0
12-hole beginner/intermediate golf course (approx. 36-40 par)	2	0	0	0	0
9-hole traditional golf course (35-36 par)	11	1	0	0	6
Pitch and putt golf course	3	1	0	0	3
Driving range	7	1	0	0	5
Short-game practice area / putting green	6	0	0	0	1
Indoor golf simulators	0	0	0	0	0
Mini golf	5	0	0	0	2
Other	3	0	0	0	4
None of the above	1	2	0	0	0
<b>TOTAL</b>	<b>17</b>	<b>3</b>	<b>0</b>	<b>0</b>	<b>10</b>

## 5.0 What other type of recreation would you most like to see provided at the park? (select up to 5)

Multi select question | 5,326 responses (97 per cent of all submitters)

### Feedback from individuals by local board area

Response	Kaipātiki	Devonport -Takapuna	Hibiscus and Bays	Upper Harbour	Rodney
Archery	19%	14%	13%	12%	22%
BMX pump track / skate park / other wheeled play	19%	19%	15%	10%	27%
Indoor sports courts	42%	42%	53%	43%	52%
Lawn bowls	10%	6%	7%	7%	10%
Nature play / playground	35%	35%	33%	28%	28%
Off-leash dog exercise area	17%	18%	19%	13%	19%
Open space / picnic area	33%	31%	30%	26%	19%
Outdoor sports courts	29%	27%	28%	27%	35%
Space to hold events	37%	31%	30%	22%	27%
Sports fields	11%	8%	8%	10%	8%
Walking / cycling tracks	49%	47%	44%	34%	32%
Other	10%	8%	7%	9%	8%
None of the above	10%	12%	10%	15%	10%
<b>TOTAL</b>	<b>1,416</b>	<b>1,180</b>	<b>918</b>	<b>583</b>	<b>167</b>

Response	North boards	Central/ Islands	West boards	South/ East boards	NA / Other
Archery	16%	6%	11%	17%	8%
BMX pump track / skate park / other wheeled play	17%	14%	13%	15%	11%
Indoor sports courts	45%	22%	27%	32%	29%
Lawn bowls	8%	6%	9%	4%	6%
Nature play / playground	33%	18%	20%	22%	24%
Off-leash dog exercise area	17%	15%	15%	12%	11%
Open space / picnic area	30%	17%	24%	18%	28%
Outdoor sports courts	28%	24%	25%	25%	30%
Space to hold events	31%	17%	27%	28%	25%
Sports fields	9%	7%	10%	9%	18%
Walking / cycling tracks	45%	29%	32%	38%	33%
Other	9%	10%	12%	4%	11%
None of the above	11%	30%	28%	24%	15%
<b>TOTAL</b>	<b>4,264</b>	<b>570</b>	<b>152</b>	<b>103</b>	<b>117</b>

## Feedback from organisations by local board area

Response	North boards	Central/ Islands	West boards	South/ East boards	Regional/ National
Archery	2	0	0	0	2
BMX pump track / skate park / other wheeled play	3	1	0	0	1
Indoor sports courts	3	1	0	0	8
Lawn bowls	2	0	0	0	0
Nature play / playground	5	0	0	0	1
Off-leash dog exercise area	3	0	0	0	1
Open space / picnic area	6	0	0	0	2
Outdoor sports courts	7	0	0	0	6
Space to hold events	6	0	0	0	1
Sports fields	4	1	0	0	3
Walking / cycling tracks	10	0	0	0	2
Other	4	0	0	0	4
None of the above	1	0	0	0	0
<b>TOTAL</b>	<b>18</b>	<b>3</b>	<b>0</b>	<b>0</b>	<b>12</b>

## 6.0 Whether you currently use the park or not, what do you value most when thinking about the park's future? (select up to 5)

Multi select question | 5,385 responses (99 per cent of all submitters)

### Feedback from individuals by local board area

Response	Kaipātiki	Devonport -Takapuna	Hibiscus and Bays	Upper Harbour	Rodney
Affordability	57%	48%	51%	59%	61%
Connectivity	35%	32%	26%	26%	27%
Equity/Inclusion	36%	35%	32%	30%	32%
Heritage	10%	12%	14%	7%	2%
Nature	49%	39%	42%	36%	35%
Open space	34%	36%	34%	32%	33%
Organised recreation	38%	41%	42%	39%	48%
Productive land use	7%	6%	5%	5%	5%
Resilience	36%	39%	35%	22%	26%
Safety	31%	35%	38%	34%	40%
Other	8%	8%	6%	7%	7%
<b>TOTAL</b>	<b>1,425</b>	<b>1,186</b>	<b>933</b>	<b>589</b>	<b>168</b>

Response	North boards	Central/ Islands	West boards	South/ East boards	NA / Other
Affordability	54%	64%	58%	63%	48%
Connectivity	31%	22%	24%	29%	23%
Equity/Inclusion	34%	25%	33%	33%	34%
Heritage	11%	5%	7%	9%	8%
Nature	43%	35%	34%	37%	29%
Open space	34%	25%	25%	27%	28%
Organised recreation	41%	41%	43%	36%	46%
Productive land use	6%	5%	7%	3%	6%
Resilience	34%	22%	22%	25%	18%
Safety	34%	24%	28%	36%	31%
Other	7%	10%	16%	6%	9%
<b>TOTAL</b>	<b>4,301</b>	<b>587</b>	<b>153</b>	<b>106</b>	<b>116</b>

## Feedback from organisations by local board area

Response	North boards	Central/ Islands	West boards	South/ East boards	Regional/ National
Affordability	5	1	0	0	3
Connectivity	9	1	0	0	1
Equity/Inclusion	6	3	0	0	5
Heritage	1	0	0	0	2
Nature	7	0	0	0	3
Open space	7	0	0	0	1
Organised recreation	8	2	0	0	6
Productive land use	2	0	0	0	1
Resilience	11	0	0	0	4
Safety	4	0	0	0	6
Other	3	0	0	0	2
<b>TOTAL</b>	<b>18</b>	<b>3</b>	<b>0</b>	<b>0</b>	<b>13</b>



## 7.0 Currently, most of the park's land is used as a traditional 18-hole golf course but it could provide a wider range of recreation activities. What mix of recreation uses would you like the park to provide once redeveloped?

Single select question | 5,395 responses (99 per cent of all submitters)

### Feedback from individuals by local board area

Response	Kaipātiki	Devonport -Takapuna	Hibiscus and Bays	Upper Harbour	Rodney
Keep all land under Council control	35%	36%	43%	38%	28%
Lease some land and keep some under Council control	39%	37%	31%	34%	39%
Lease all land to commercial operators	11%	13%	11%	12%	15%
Other	3%	3%	2%	4%	2%
Unsure	11%	11%	13%	13%	15%
<b>TOTAL</b>	<b>1,430</b>	<b>1,187</b>	<b>937</b>	<b>591</b>	<b>170</b>

Response	North boards	Central/ Islands	West boards	South/ East boards	NA / Other
Keep all land under Council control	37%	38%	39%	41%	36%
Lease some land and keep some under Council control	36%	28%	30%	27%	28%
Lease all land to commercial operators	12%	18%	11%	18%	15%
Other	3%	4%	4%	5%	5%
Unsure	12%	13%	16%	9%	15%
<b>TOTAL</b>	<b>4315</b>	<b>592</b>	<b>152</b>	<b>106</b>	<b>111</b>

### Feedback from organisations by local board area

Response	North boards	Central/ Islands	West boards	South/ East boards	Regional/ National
Keep all land under Council control	5	0	0	0	3
Lease some land and keep some under Council control	9	2	0	0	5
Lease all land to commercial operators	3	0	0	0	1
Other	0	0	0	0	2
Unsure	1	1	0	0	0
<b>TOTAL</b>	<b>18</b>	<b>3</b>	<b>0</b>	<b>0</b>	<b>11</b>